

# SMSU Computer Science Program Data

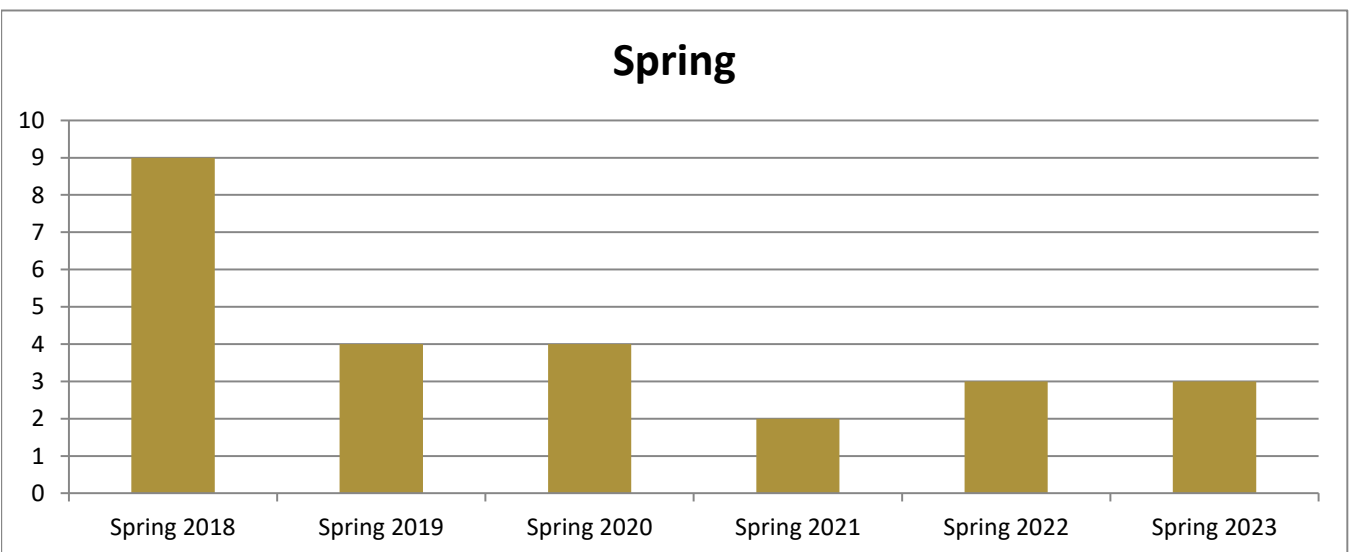
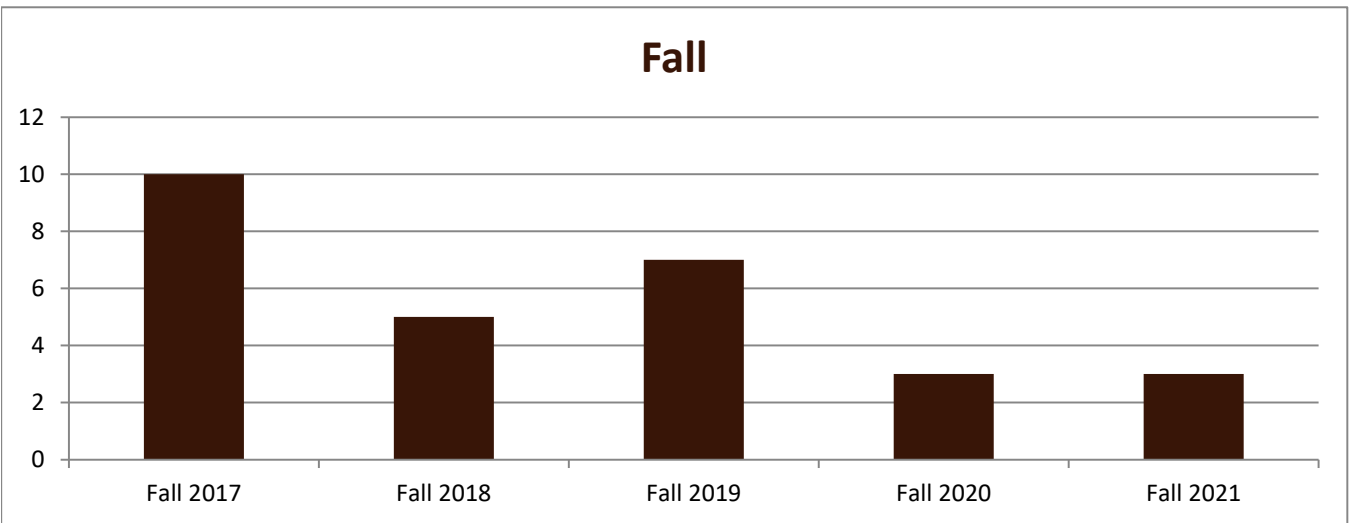
## Enrolled Minors

Academic Years 2017-18 to 2022-23

Using Fall Semester Data (Fall 2017 to Fall 2022) for Term Specific measures



Enrolled by AY & Term	2018	2019	2020	2021	2022	2023
Fall	10	5	7	3	3	
Spring	9	4	4	2	3	3
Summer	2	2	1	1		
<b>Grand Total</b>	<b>21</b>	<b>11</b>	<b>12</b>	<b>6</b>	<b>6</b>	<b>3</b>



# SMSU Computer Science Program Data

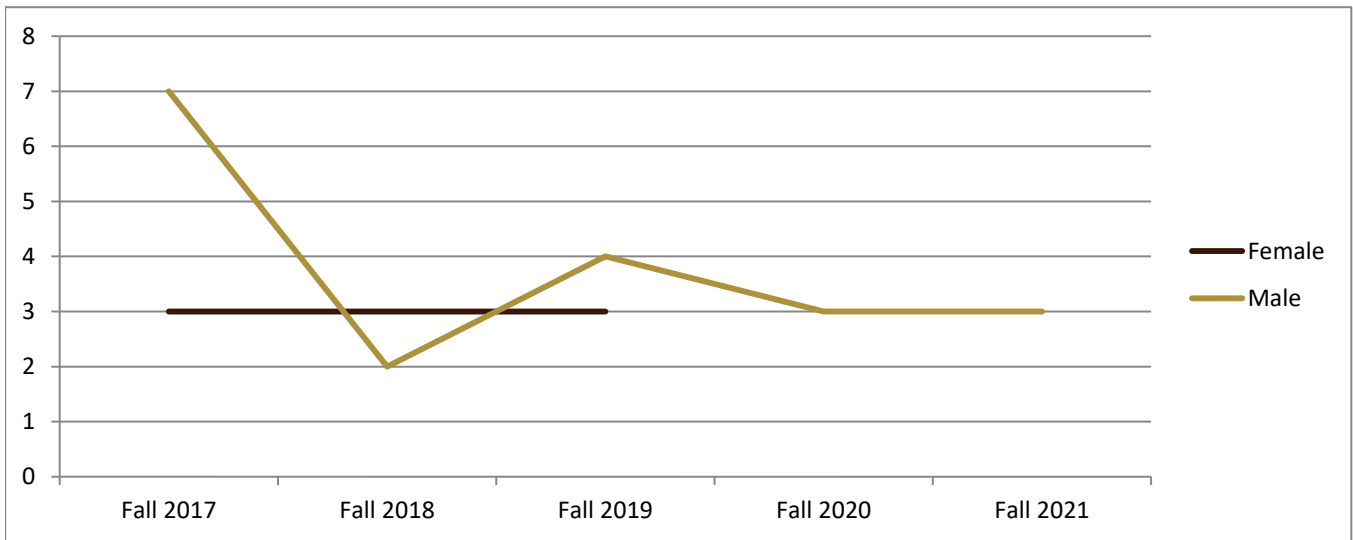
## Enrolled Minors

Academic Years 2017-18 to 2022-23

Using Fall Semester Data (Fall 2017 to Fall 2022) for Term Specific measures



By Gender		Fall 2017	Fall 2018	Fall 2019	Fall 2020	Fall 2021
Female		3	3	3		
Male		7	2	4	3	3
<b>Grand Total</b>		<b>10</b>	<b>5</b>	<b>7</b>	<b>3</b>	<b>3</b>



# SMSU Computer Science Program Data

## Enrolled Minors

Academic Years 2017-18 to 2022-23

Using Fall Semester Data (Fall 2017 to Fall 2022) for Term Specific measures



By Class Level	Fall 2017	Fall 2018	Fall 2019	Fall 2020	Fall 2021
1 - Freshmen	2				
2 - Sophomore	2	1	1		1
3 - Junior	1		3	1	
4 - Senior	5	4	3	2	2
<b>Grand Total</b>	<b>10</b>	<b>5</b>	<b>7</b>	<b>3</b>	<b>3</b>

